



# Power Business Intelligence (BI)



23-24 October 2023



09:00 am – 04:00 pm (UAE)



## **Hybrid Session**

**Face-to-face in Hotel & Online on MS Teams**







## About SIMFOTIX

SIMFOTIX is a trusted name in the executive education industry that offers cutting-edge corporate training programs. SIMFOTIX focuses on creating value for both learners and businesses through its varied program offerings. We, at Simfotix, hold unique expertise in developing our programs based on the design-learning concept that focuses on the key challenges of a learner and organization. Engagement, relevance, and effectiveness are the hallmarks of our learning solutions. So far, SIMFOTIX training programs are attended by over 5000 participants from over 1000 organizations operating MENAT region. Our clients regard their training experience with us inspiring and transformative.

On the e-learning front as well, SIMFOTIX offers courses that result in serious learning but in fun way, we adopt efficient gamification approach that is aligned with clear learning goals that L&D teams want to see as the achieved objectives. We also understand the ever-shifting corporate world challenges and even in online programs, we carry our legacy of quality, relevance, and impact that's why our programs are conducted by learned faculty comprised of global thought-leaders and top industry practitioners.

We also provide bespoke training solutions that are tailored and delivered in a way that it surpasses your expectations.

01	02	03	04
			
<b>SOFT SKILLS COURSES</b>	<b>IT RELATED COURSES</b>	<b>BANKING &amp; FINANCE</b>	<b>GAMIFICATION COURSES</b>



# Power Business Intelligence (BI)



## Course Overview

Power BI is a business intelligence tool that brings all together all the organization's data in one place so one can visualise it as a whole and gain valuable insights. It transforms company's data into rich visuals to collect and organise in a way that one can focus on what really matters. Power BI helps you stay in the know, spot trends as they happen, and push your business further.

This **virtual instructor-led training** empower participants to build strong understanding of Power BI to integrate, make use of data, and build compelling and interactive reports.

## Course Takeaways

- Connect MS Power BI to simple datasets in MS Excel and SQL
- Build simple data models within MS Power BI Select and execute appropriate Visualisations within MS Power BI
- Create a dashboard to explore data and answer queries using MS Power BI
- Publish and share insightful reports to stakeholders using MS Power BI
- Run fundamental analytics using the DAX language

## Who Should Attend

Senior executives, department/ functional heads and business managers, project managers, business analysts, IT executives, data analysts and scientists looking to enhance strategic thinking in building their business intelligence/ analytics function.

## Pre-Requisite

There are no prerequisites for this programme. Prior knowledge on any of the topics is not required. Upon successful completion of the course, every participant will receive **Certificate of Participation.**





## Course Outline

### Introducing Power BI

- Getting started with Power BI
- Uploading data to Power BI
- Introduction to reports
- Introducing Visual Interactions

### Using Power BI Desktop

- Connecting to a database
- Loading from multiple sources
- Using Query Editor
- Hiding or removing tables
- Handling seasonality and sorting
- Months

### Consuming and transforming data by using Power BI Desktop

- Data connectivity modes
- Importing data
- Connecting to a Folder
- Import from Excel

### Developing Power BI reports

- Choosing the right visualizations
- Choosing between standard visuals.
- First steps with custom visualizations
- Improving reports by custom visualizations
- Identifying conditions when custom visualizations are required
- Using DAX in data models

### Using Microsoft Power BI in your company

- Publish Excel data models in Power BI
- Consume Power BI content from Excel
- Pushing real-time data to Power BI dashboards

### Create calculated columns, calculated tables, and measure

- Create DAX formulas for calculated columns
- Calculated tables
- Using Measures
- Use What-if parameters

### Create hierarchies and format interactive visualizations

- Create date hierarchies
- Create hierarchies based on business needs
- Add columns to tables to support desired hierarchy
- Select a visualization type
- Configure page layout & formatting
- Configure interactions between visuals
- category of columns
- Position, align, and sort visuals
- Format measures
- Use bookmarks and themes for reports

### Configure a dashboard

- Add text and images
- Filter dashboards
- Dashboard settings
- Introducing data refresh
- Publishing to Power BI



# Power Business Intelligence (BI)



**Mahmoud Serag** (Power BI Developer & Data Expert)

Microsoft Certified Trainer | Certified Data analysis

( Power BI & Excel ) Instructor | Excel Expert Instructor



## About

Mahmoud has trained more than 10,000 professionals in data analysis using Excel and Power BI in Gulf specially KSA & UAE to produce advanced dashboards to support, improve and automate the decision making process while enabling business to get the best out of their valuable data. Apart from training, he has developed tens of High Quality Power BI and Excel reporting tools to serve FP&A, HR, Operations, sales, supply chain and IT purposes in addition to process improvements and project tracking.

- Understand business analytics requirements through cooperation with report consumers.
- Develop reports and analyses through advanced ETL and visualization techniques Work with data engineering teams to ingest large amounts of data required for analytics.
- Create robust data extractions from physical and digital sources such as financial data systems and external sheets and reports.
- Create end-to-end series of seamless reports that deliver actionable insights using Power BI, and help create unified view of the business.
- Ingest, transform, clean and model data following data modeling best practices using Power Query and DAX

## International Certification

- Certified Online Trainer and Instructional Designer from The Trainer
- Project Management Certified from RITI Regional IT Institute
- Train of the trainer TOT Certified from RITI Regional IT Institute
- Microsoft® Office Specialist MOS Certified
- Microsoft® Certified IT Professional (MCITP)
- Cisco Certified Network Associate (CCNA)

## Some of his recent client engagements





## Our Affiliations

غرفة دبي  
DUBAI CHAMBER



HCI  
Human Capital Institute

## Course Overview

ISO  
9001:2015

KHDA  
هيئة المعرفة و  
التنمية البشرية  
KNOWLEDGE & HUMAN  
DEVELOPMENT AUTHORITY





## Some of Our Valued Clients

ROCHE Middle East	Etisalat	DU Telecomm EITC	Abu Dhabi National Exhibition Council
Mubadala Group (Business Management Services)	King Abdullah University of Science and Technology , KSA	Emirates NBD Bank	Department of Culture and Tourism Abu Dhabi
Maersk	Dar Al Riyadh KSA	Fama Holdings Group KSA	The Executive Council of Dubai
Al Hilal Bank	MAF Retail (Carrefour )	Abu Dhabi Terminals	Department of Economic Development Dubai
Federal Electricity & Water Authority FEWA	Ghobash Group UAE	Saudi Airline	Ministry of Human Resources and Emiratization
Sharjah Islamic Bank	Abu Dhabi Finance (Mubadala Company )	Al Tayer Group	Dubai Electricity & Water Authority DEWA
Mashreq Bank	Arab Bank UAE	Abu Dhabi Ports	Averda Saudi Company
Abunayyan Holding KSA	Zain KSA	SAVOLA FOODS, SUGAR-KSA	Binzagr Company
Imdaad Group	Wartsila Power KSA	Abdul Aziz Al Majid	Chedid Re KSA
AbuDhabi Customs	ACWA Power	HSBC Bank	DP World
Saudi Telecom Company	SS Lootah International Investment Group	DHL Express	Securities and Commodities Authority (SCA)
HSBC	Emirates Group	Aster Group	United Al Saqr Group
Al Batha Group	Global Foods UAE	AXA Insurance	Coca-Cola
Commercial Bank of Dubai	Emirates Islamic Bank	Dubai Financial Services Authority	Schlumberger
Ministry of Telecommunication Oman	Al Ghurair Group	Finance HouseDubai	



## REGISTRATION DETAILS

Regular Fee: **USD 690** Per Participant (Plus VAT)

**Team Offer:** Pay for 2 and register 3rd for free.

**Hybrid Session :**  
**Face-to-face Training at **Dusit Thani Hotel**, Dubai**  
**& Online on MS Teams**

Regular Fee: **AED 1,750** Per Participant

Includes: Courseware, and SIMFOTIX Certificate

For registration (s) send us your **Name, Designation, Organization**, and  
**Mobile Number** to **[register@simfotix.com](mailto:register@simfotix.com)**

For More Information please contact: **Hiba Haneena**  
Mobile: +971 56 106 5106; Email: [hiba@simfotix.com](mailto:hiba@simfotix.com)